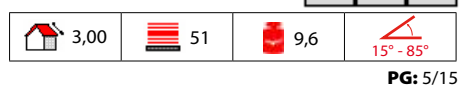


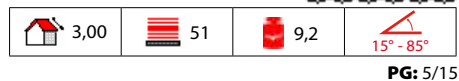
Classic Shingles

- Top quality high grade bitumen fibreglass shingle
- Most popular and time-tested shingle
- Exceptional value for money
- Highly resistant to colour fading

Superglass®

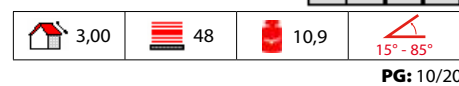


Superglass®-Biber

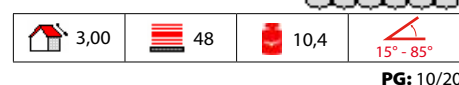


High-End Traditional Shingles


Armourglass®



Victorian®



Diamant®

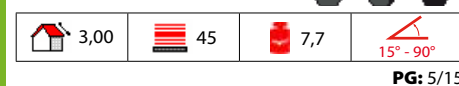


- Higher bitumen content
- Superior quality high grade bitumen fibreglass shingle
- Available in a wide range of shapes and colours
- Exceeds the most stringent worldwide standards

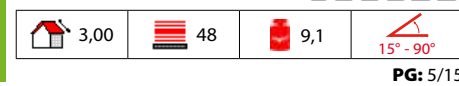
Shield Shingles

- Self-adhesive shingle
- Can be used on steep slope roofs
- Excellent protection against wind-driven rain and ice dams
- Exceptional resistance to strong winds
- More economical on low slopes (down to 15°)

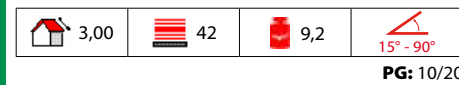
StormShield



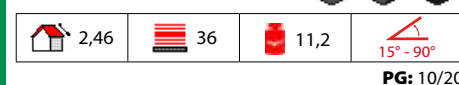
BiberShield®



ArmourShield®



DiamantShield®

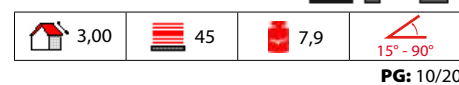


- 01 _ Black
- 02 _ Sparkling Black
- 04 _ Forest Green
- 06 _ Chapel Grey
- 07 _ Dual Brown
- 10 _ Tile Red
- 14 _ Flaming Red
- 15 _ Marine Blue
- 20 _ Tile Red ultra
- 23 _ Copper
- 24 _ Forest Green ultra
- 25 _ Marine Blue ultra
- 26 _ Chapel Grey ultra
- 27 _ Dual Brown ultra
- 28 _ Granite Grey ultra
- 31 _ Slate
- 34 _ Flaming Red ultra
- 48 _ Forest Green
- 49 _ Earthtone Cedar
- 50 _ Harvard Slate
- 52 _ Dual Black
- 53 _ Autumn Brown
- 54 _ Aged redwood
- 55 _ Riviera Red
- 70 _ Cedarwood

Designer Shingles

- Excellent self-adhesive shingle with good flexibility/firmness ratio
- Unique shadow-line pattern offers the appearance and style of an architectural shingle


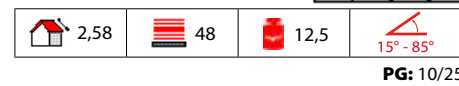
Skyline



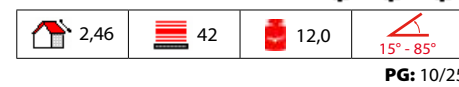
Premium Shingles

- Upgraded shingle option manufactured with polymer-modified bitumen
- Thicker and more flexible at low temperatures
- Resistant against extreme weather conditions
- Maximum durability due to APP modified bitumen

Monarch®




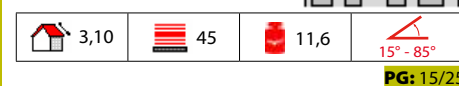
Monarch®-Diamant




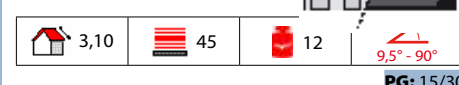
Laminated Shingles

- Most efficient laminated shingle in the world: more coverage than any standard shingle
- Cambridge Xpress Lane for improved nailing performance

Cambridge Xpress®



Cambridge Xtreme®



NEW LAUNCH!
Available > 04 | 2015
slope > 9,5°*

- Xtreme slope: > 9,5° (!) / < 90°
- Xtreme resistance to high wind & heavy rain
- Xtreme unique: the world's first self-adhesive laminated shingle

* = Please pay special attention to our IKO installation guidelines

coverage / bundle (max. m²)
 bundles / pallet
 weight / m² covered



Ask for our guarantee system...
PG = years of Platinum guarantee / total years of guarantee



IKO Sales International NV
I.Z. Ravenshout 3.9 74 • Truibroek 74
3945 Ham • Belgium
T +32 (0) 11 34 01 20 • F +32 (0) 11 34 01 29
E support@iko.be

Mastics & Nails



Shingle Stick[®]
310 ml
x 12/ 

Plastal Stick
310 ml
x 12/ 



Plastal
5 kg








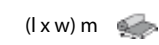
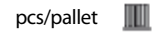
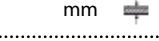
Galvanised nails
5 kg
length: 20, 25, 30, 35 mm





Galvanised nails > refill
5 kg
length: 20, 25, 30, 35 mm

Underlays & Valleys

Underlays


	for shingles				for Armourvalley [®]
	Armourbase [®] PRO	Armourbase [®] 15	Armourbase [®] STICK	Armourbase [®] ECO	Armourfix
					
(l x w) m 	30 x 1	20 x 1	20 x 1	50 x 1	12 x 1
pcs/pallet 	40	25	45	20	24
mm 	0,5	1,5	0,5	0,6	1,9

Valleys

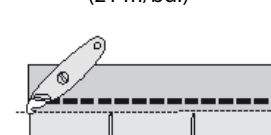
Armourvalley [®]

An APP modified roll manufactured in matching shingle colours for use in the valleys of shingle roofs or on low slope roof areas adjacent to shingles.

7,5 x 1
25
4

Starterstrip

Starterstrip > in packs
for Cambridge Xpress[®]/Xtreme[®] roofs
(21 pcs x 1 m)



Starterstrip > Superglass[®]
for Cambridge Xpress[®]/Xtreme[®] roofs
(21 m/bdl)



Hips & Ridges

Ridge shingle > Superglass[®]
for Cambridge Xpress[®]/Xtreme[®] and Skyline roofs
(9 m/bdl)




Quick Ridge
63 pcs. x 14,3 cm
± 9 m coverage



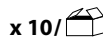
Vents


+ 120 x T (50 mm)
275 cm²/m*
min. 8,25 - max. 16,5 m²/m**




Armourvent[®] Multi 600 x 22,8 cm
Monarch, Victorian, Armourglass


Armourvent[®] Multi Plus 600 x 28,5 cm
Monarch-Diamant, Cambridge Xpress, Skyline, ArmourShield/DiamantShield, StormShield/BiberShield, Diamant, Superglass(-Biber)

x 10/ 
258 cm²/m*
min. 7,74 - max. 15,48 m²/m**





Armourvent[®] Ridge Plus 122 x 27,9 cm
Monarch-Diamant, Cambridge Xpress, Skyline, ArmourShield/DiamantShield, StormShield/BiberShield, Diamant, Superglass(-Biber)

x 10/ 
322 cm²/pc.*
min. 9,66 - max. 19,32 m²/pc.**




Armourvent[®] Standard 45 x 43 x 11 cm
Brown, Black


x 10/ 
30 cm²/pc.*
min. 0,9 - max. 1,8 m²/pc.**





Armourvent[®] Special 40 x 37 x 7,5 cm
Black, Red


Airhawk[®] Turbinevent
Ø = 30,48 cm (12 inch) Ø = 35,56 cm (14 inch)
Black, Brown, Alu Grey Alu Grey
613 cm²/pc.* 852 cm²/pc.*
min. 18,39 - max. 36,77 m²/pc.** min. 25,55 - max. 51,1 m²/pc.**











* = Ventilation area
** = Ventilated roof area

shingle spectrum



NEW LAUNCH!

product overview

UK 2015